


COMMUNICATION

Landis+Gyr

CU-E20, E21, E22

TECHNICAL DATA



Designs

Type	Ethernet-Connection	RS232	RS485	CS+
CU-E20	●			
CU-E21	●	●		●
CU-E22	●		●	●

Supported Communication Protocols

IEC 62056-21 and *dLMS*
TCP/IP

Fitting

direct in meter (ZxD300/400xT or ZxQ)
in CU adapter CU-ADP1 (for other meters)

Power Consumption

Maximum Active/Apparent Power 1.7 W/2.7 VA

Ethernet Connection

Standard IEEE 802.3
port 10BaseT-Transceiver
(automatic polarity detection and correction)
maximum transmission rate 10 Mbps

Functions

time window and time master functions
initializing and data flow control
communication monitoring

CS Interface

Only Present on Types CU-E21 and CU-E22
serial, bi-directional current interface
active or passive
standard IEC 62056-21/DIN 66258
maximum number of slaves 4
maximum transmission rate 19'200 bps
maximum line length 3 m

RS232 Interface

Only Present on Type CU-E21
asymmetric, serial, asynchronous, bi-directional interface (3-wire design)
standard EIA RS232-C/CCITT V.24
maximum transmission rate 19'200 bps
maximum line length 15 m

RS485 Interface

Only Present on Type CU-E22
asymmetric, serial, asynchronous, bi-directional interface (master or slave depending on parameterization)
standard ISO-8482
maximum number of slaves 31
maximum transmission rate 19'200 bps
max. line length
- up to 550 m with max. 31 Slaves
- up to 1000 m with max. 15 Slaves

Displays

LED Displays TX, RX, CON, LAN, LNK
connection and data flow

Environmental Influences

In General same as for base meter

Insulation Strength to Meter

Insulation Strength 4 kV at 50 Hz for 1 min
insulation spacing at least 6.3 mm

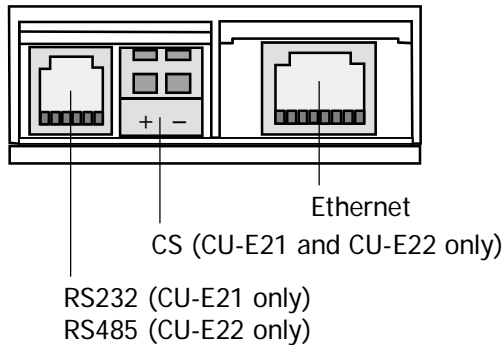
Weight and Dimensions

Weight approx. 80 g

Width/Height/Depth 65/103/38 mm

Connections

Terminal Layout

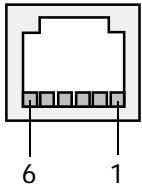


Connection to Meter or CU Adapter

10-pin connector at rear of CU

RS232 or RS485 Interface RJ12 socket

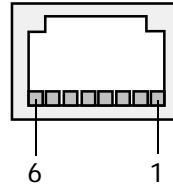
Pin allocation:	RS232:	RS485:
1	not used	1 GND
2	TxD	2 UP (Data a)
3	GND	3 UN (Data b)
4	not used	4 UN (Data b)
5	RxD	5 UP (Data a)
6	not used	6 GND



CS Interface screwless spring-type terminals

Ethernet Connection RJ45 socket

Pin allocation:	
1	TxD+
2	TxD-
3	RxD+
4	not used
5	not used
6	RxD-
7	not used
8	not used

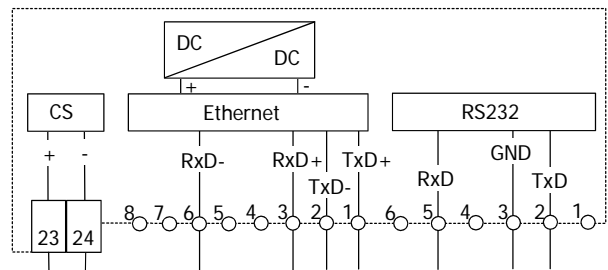


Material

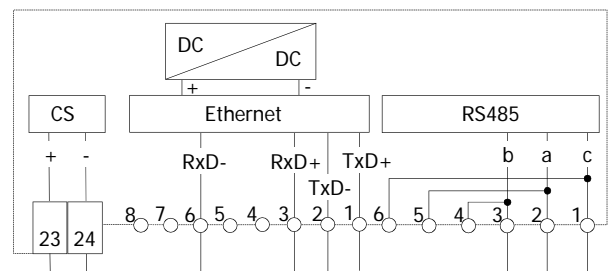
Case polycarbonate

Connection Diagram

Example CU-E21



Example CU-E22



Subject to change without notice.

Landis+Gyr Ltd.

Feldstrasse 1
CH-6301 Zug
Switzerland
Telephone: +41 41 935 6000
www.landisgyr.com

Landis+
Gyr